





<b>65</b>	<b>GOCCIOLATOI E SOGLIE TECNICHE</b> <i>Technical dripstones and thresholds</i>
<b>66</b>	INDICE
<b>68</b>	LINEA SQUADRATO
<b>69</b>	LINEA SOFT
<b>70</b>	LINEA NEW FORM FLEX
<b>72</b>	CLIP PER FASCETTE IN LEGNO
<b>73</b>	GRONDAIE
<b>74</b>	PROFILI PROTEZIONE ANTA
<b>75</b>	COMPONENTI GOCCIOLATOI
<b>77</b>	SOGLIE FREDDE
<b>83</b>	SOGLIE TERMICHE
<b>94</b>	COMPONENTI SOGLIE
<b>96</b>	FALSI TELAI
<b>97</b>	TABELLA COLORI GOCCIOLATOI E SOGLIE

# INDICE

## index

GOCCIOLATOI      PROFILI PROTEZIONE ANTA      SOGLIE FREDDIE      SOGLIE TERMICHE      GRONDAIE      FALSI TELAI

Codice	Pag.	Codice	Pag.	Codice	Pag.	Codice	Pag.	Codice	Pag.	Codice	Pag.
GO 377	68	PB 215	74	SA 178	78	ST 346	86	GR 133	73	FT 931	96
GO 463	71			SA 390	78	ST 366	86	GR 143	73	FT 932	96
GO 464	70			SA 139	78	ST 567	84	GR 155	73	FT 934	96
GO 466	70			SA 131	79	ST 569	85			FT 935	96
GO 467	71			SA 191	79	ST 570 ABS	87			FT 936	96
GO 470	69			SA 392	79	ST 571	90			FT 937	96
GO 476	69			SA 211	80	ST 577	93			FT 938	96
GO 491	69			SA 478	80	ST 578	92			FT 939	96
GO 730	68			SA 439	80	ST 587	87				
CR 492	72			SA 560	81	ST 590	84				
CR 493	72			SA 441	81	ST 604	84				
CR 744	72			SA 224	81	ST 606	90				
CR 3330	72					ST 608	89				
Componenti	75					ST 615	89				
						ST 616	91				
						ST 617	93				
						ST 620	88				
						ST 621	92				
						ST 626	85				
						ST 630	91				
						ST 632	89				
						ST 633	92				
						ST 635 ABS	87				
						ST 636	90				
						ST 637	93				
						ST 726	86				
						ST 779	88				
						ST 797	85				
						Componenti	94				



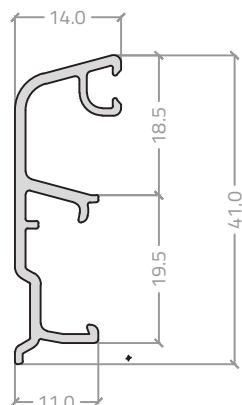
# Gocciolatoi

## *Dripstones*

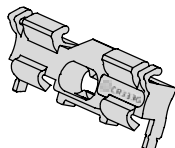
# Linea squadrato

## Squared line

G0730



CR3330/CR3331



DRITTO

**TERMINALE**  
TR 730 / 00

10°

**TERMINALE**  
TR 730 / 10

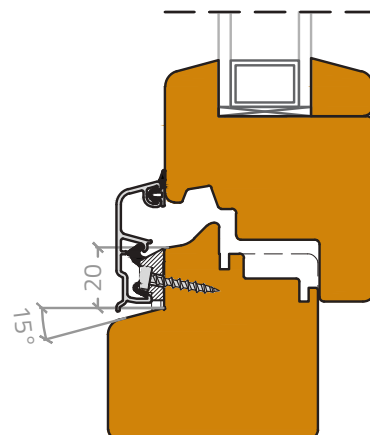
VRTCT153525



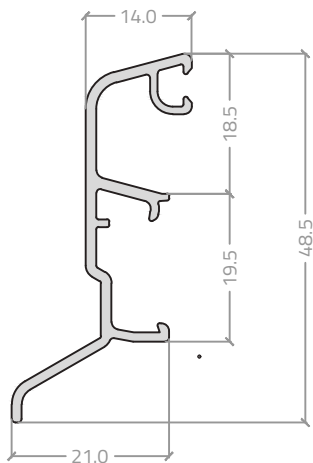
Ø3,5 h. 25mm

15-18°

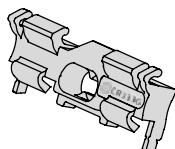
**TERMINALE**  
TR 730 / 15



G0377



CR3330/CR3331



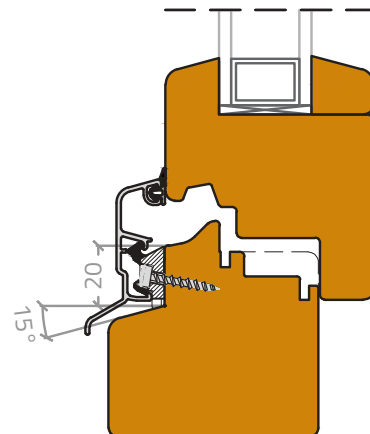
VRTCT153525



Ø3,5 h. 25mm

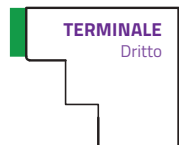
15-18°

**TERMINALE**  
TR 377 / 15

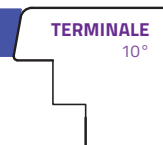


68

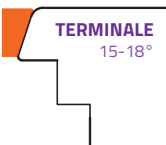
Dritto



10°



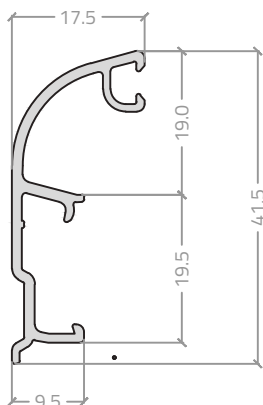
15-18°



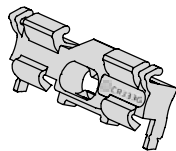
# Linea soft

## Soft line

### GO470



CR3330/CR3331



DRITTO

TERMINALE  
TR 470 / 00

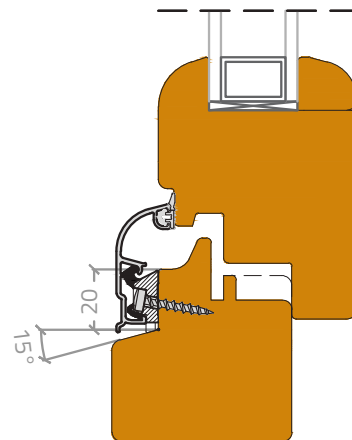
10°

TERMINALE  
TR 470 / 10

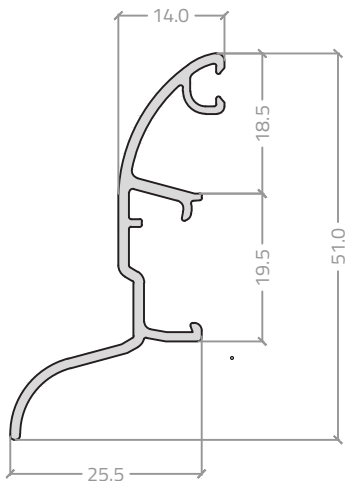
VRTCT153525



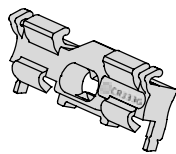
Ø3,5 h. 25mm



### GO491



CR3330/CR3331



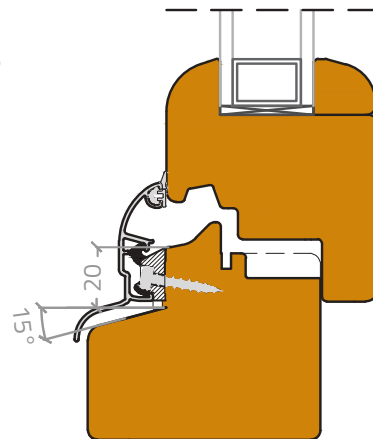
DRITTO

TERMINALE  
TR 491 / 00

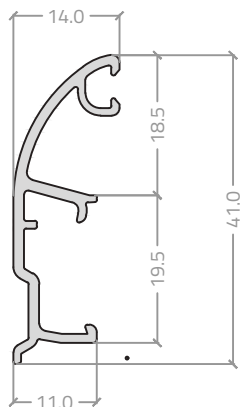
VRTCT153525



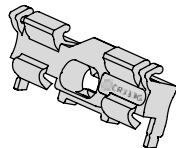
Ø3,5 h. 25mm



### GO476



CR3330/CR3331



DRITTO

TERMINALE  
TR 476 / 00

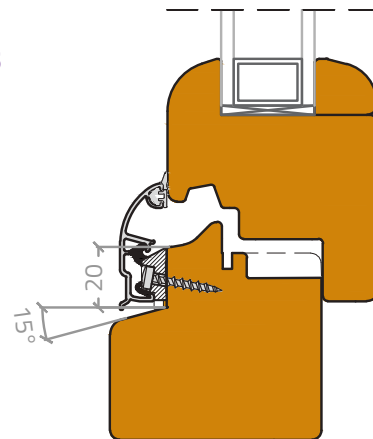
10°

TERMINALE  
TR 476 / 10

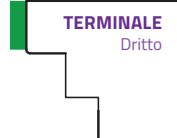
VRTCT153525



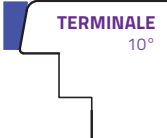
Ø3,5 h. 25mm



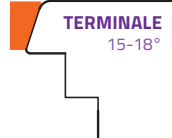
DRITTO



10°



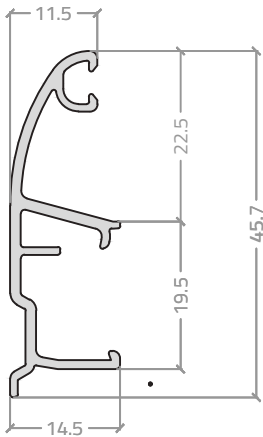
15-18°



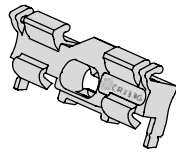
# New form flex

## New form flex

### GO464



CR3331/CR3331



Dritto

**TERMINALE**  
TR 464 / 00

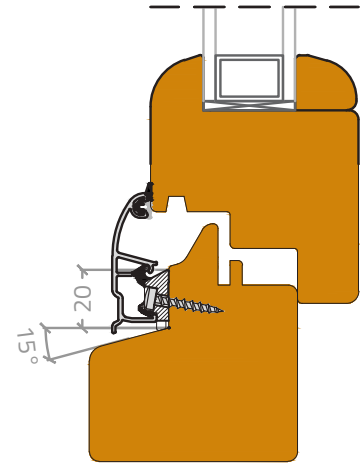
10°

**TERMINALE**  
TR 464 / 10

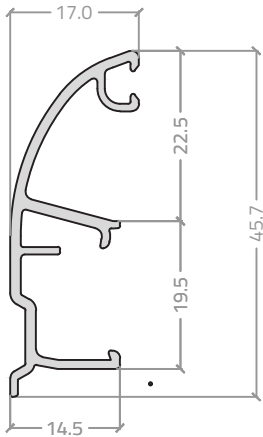
VRTCT153525



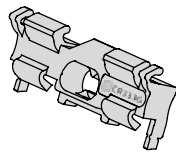
Ø3,5 h. 25mm



### GO466



CR3330/CR3331



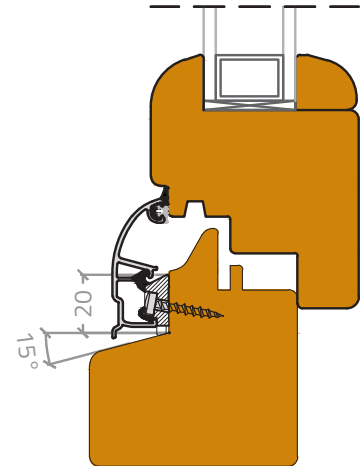
10°

**TERMINALE**  
TR 466 / 10

VRTCT153525

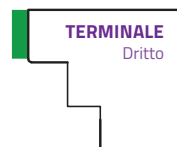


Ø3,5 h. 25mm

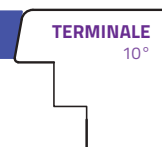


70

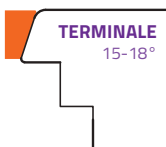
Dritto



10°



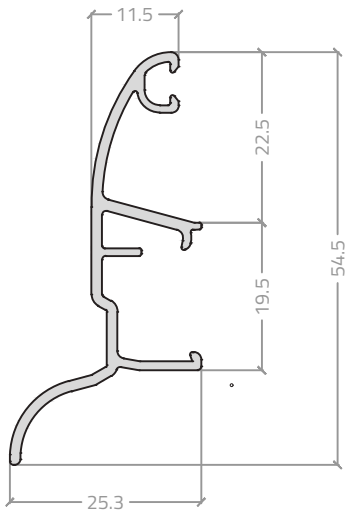
15-18°



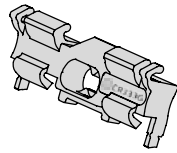
# New form flex

*New form flex*

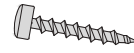
## G0467



CR3330/CR3331



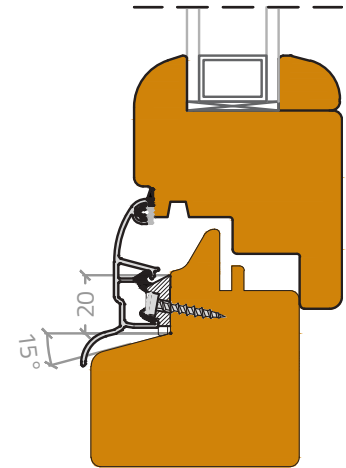
VRTCT153525



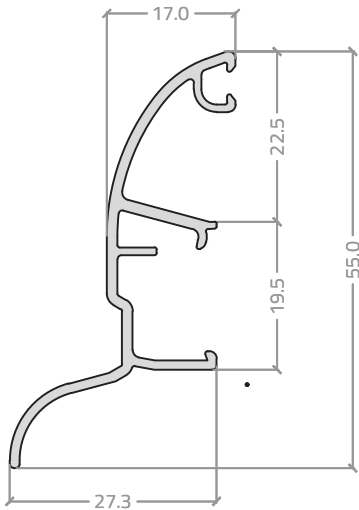
Ø3,5 h. 25mm

10°

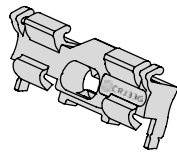
**TERMINALE**  
TR 467 / 10



## G0463



CR3330/CR3331



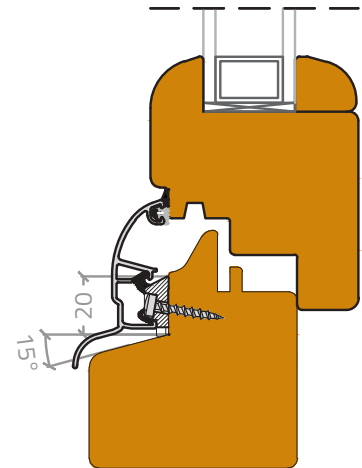
VRTCT153525



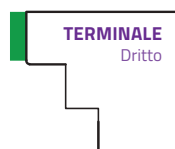
Ø3,5 h. 25mm

10°

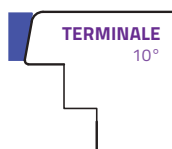
**TERMINALE**  
TR 463 / 10



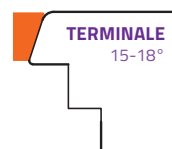
DRITTO



10°



15-18°

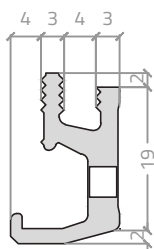




# Clip per fascetta in legno

*Dripstones on frame*

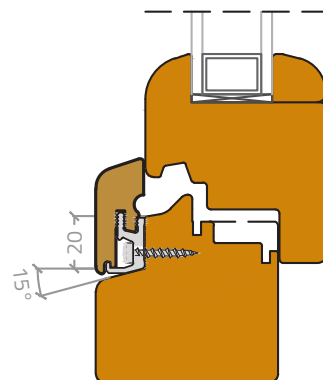
**CR3340**



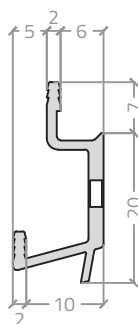
**VRTCT153525**



Ø3,5 h. 25mm



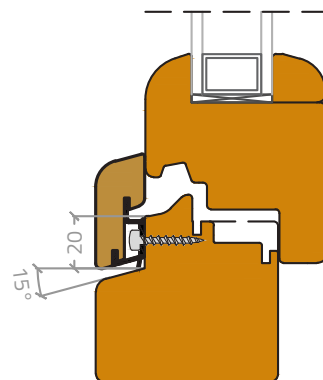
**CR493** *fornito anche in barre da 6000mm sotto il codice CR492*



**VRTCT153525**

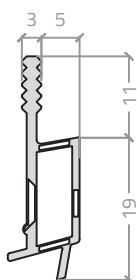


Ø3,5 h. 25mm

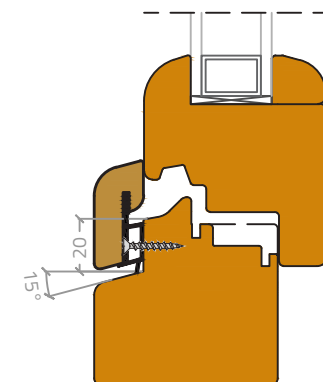


72

**CR744**



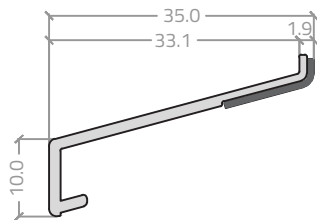
**VRTPST153525**



# Grondaie

## Drainpipes

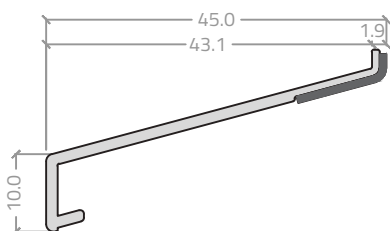
**GR133** Il nastro biadesivo **ADEGLASS PLUS** viene premontato sulla grondaia



**ADEGLASS PLUS**  
Nastro biadesivo



**GR143** Il nastro biadesivo **ADEGLASS PLUS** viene premontato sulla grondaia

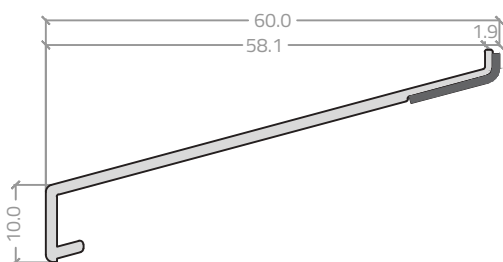


**ADEGLASS PLUS**  
Nastro biadesivo



73

**GR155** Il nastro biadesivo **ADEGLASS PLUS** viene premontato sulla grondaia




**ADEGLASS PLUS**  
Nastro biadesivo



### ESEMPIO DI APPLICAZIONE

Grondaie in alluminio Roverplastik compatibili per gocciolatoio senza ripasso anta o con ripasso anta  $\geq 20\text{mm}$

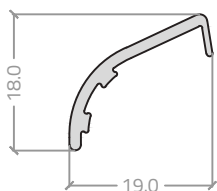


**ADEGLASS PLUS** consente adesione superficiale e **CLIP 3330** apporta una trattenuta meccanica della **GRONDAIA**

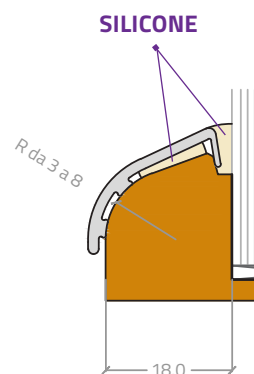
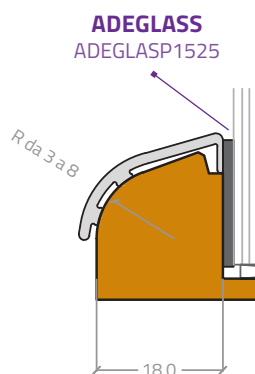
# Profilo protezione anta

Window sash protection profile

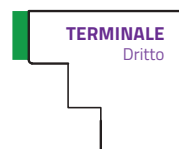
PB215



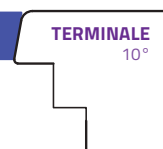
DRITTO  
**TERMINALE**  
 TR 215 / 00



DRITTO



10°



15-18°



74

## ESEMPIO DI APPLICAZIONE

**PROFILO PROTEZIONE ANTA** in alluminio  
 Roverplastik compatibile con raggiature  
 da 3 a 8mm in due modalità di posa

**PROFILO  
 PROTEZIONE ANTA**

**ADEGLASS PLUS**  
 Nastro biadesivo



**Versione con  
 ADEGLASS PLUS**

# Componenti per gocciolatoi

Components for dripstones

## Clip a scatto CR3330/CR3331




Le innovative clip di fissaggio gocciolatoi Roverplastik consentono una facile installazione del profilo di alluminio con un sistema ad incastro manuale con rotazione a scatto.

Le clip sono più larghe ed ergonomiche, di facile montaggio ed utilizzabili in numero inferiore; sono inoltre smontabili, senza danneggiamento, in caso di necessità.

La clip è disponibile in 3 colorazioni

Argento      Bianco      Marrone      Nero



75

## Linea viti

**VRTCT153525**



Ø3,5 h. 25mm

**VRINST15HD25**

Inserto T15



**VRTPST153525**

Esclusivamente per  
CR744



## Terminali

 Dritto

 10°

 15°-18°



Argento



Bianco



Marrone

**Guarnizione suggerita per  
tutti i gocciolatoi Roverplastik**

**A585**





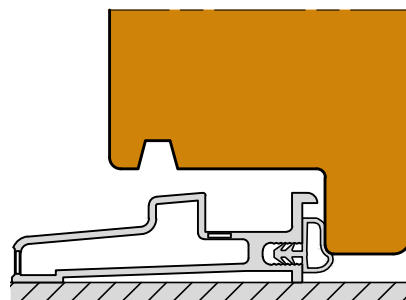
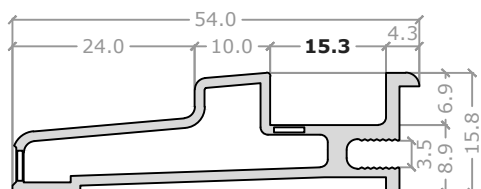
# Soglie fredde

## *Cold thresholds*

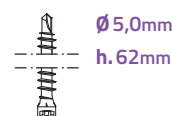
# Soglie fredde

Cold thresholds

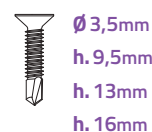
SA178



**VRTCT155062**  
Soglia-montante

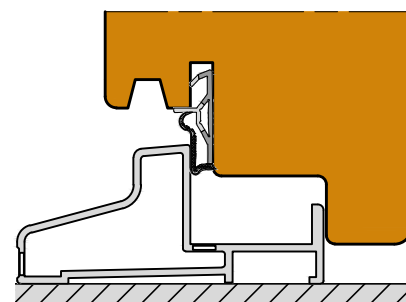
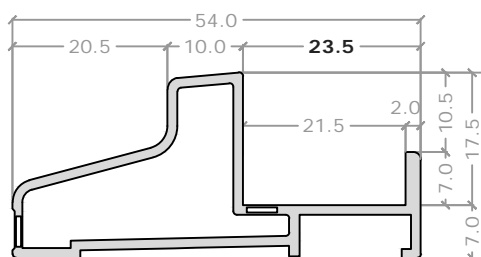


**VITI**  
Per ferramenta

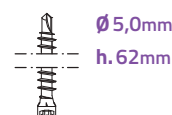


SA390

78



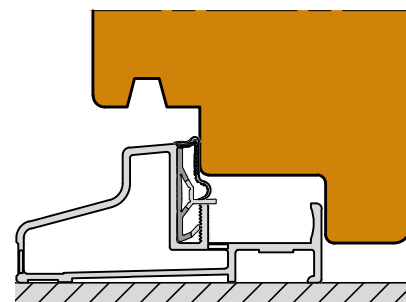
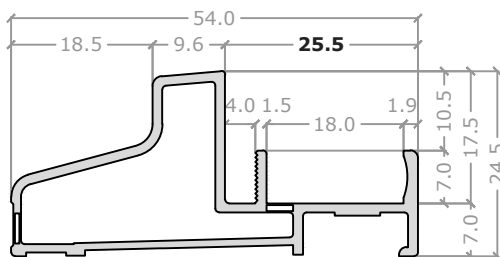
**VRTCT155062**  
Soglia-montante




**VITI**  
Per ferramenta



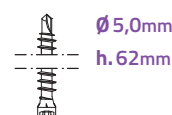
SA139



**TR139**



**VRTCT155062**  
Soglia-montante



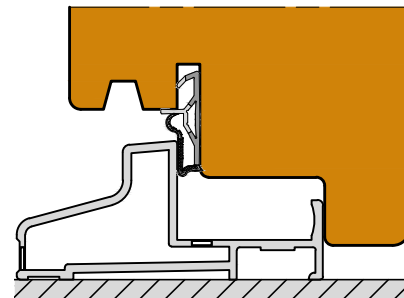
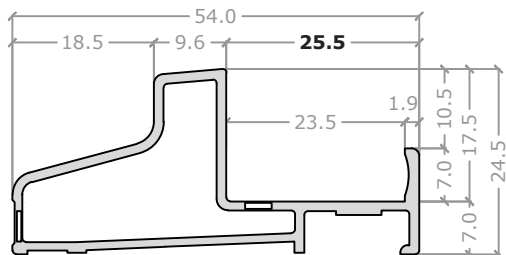
**VITI**  
Per ferramenta



# Soglie fredde

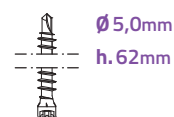
Cold thresholds

SA131

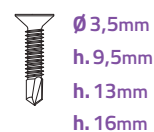


**VRTCT155062**  
Soglia-montante

**VITI**  
Per ferramenta

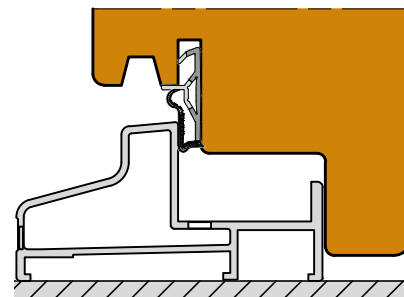
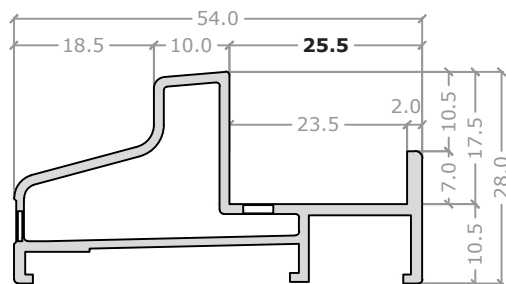


Ø 5,0mm  
h. 62mm



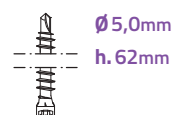
Ø 3,5mm  
h. 9,5mm  
h. 13mm  
h. 16mm

SA191



**VRTCT155062**  
Soglia-montante

**VITI**  
Per ferramenta



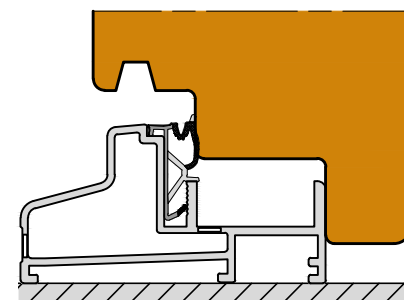
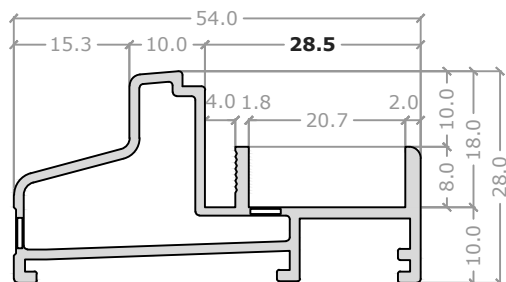
Ø 5,0mm  
h. 62mm



Ø 3,5mm  
h. 9,5mm  
h. 13mm  
h. 16mm

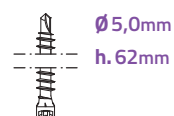
79

SA392

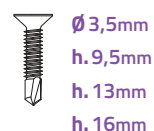


**VRTCT155062**  
Soglia-montante

**VITI**  
Per ferramenta



Ø 5,0mm  
h. 62mm

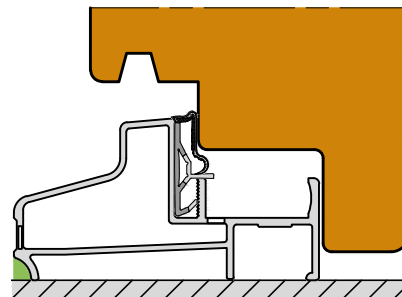
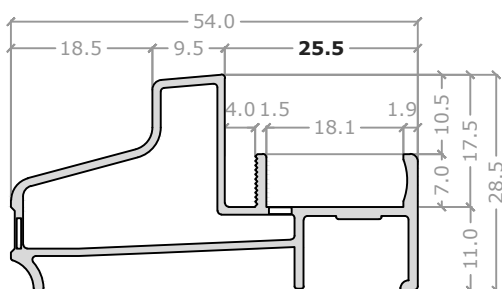


Ø 3,5mm  
h. 9,5mm  
h. 13mm  
h. 16mm

# Soglie fredde

Cold thresholds

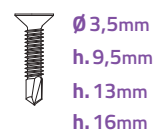
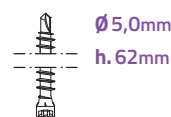
SA211



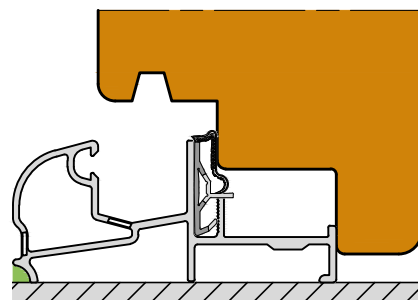
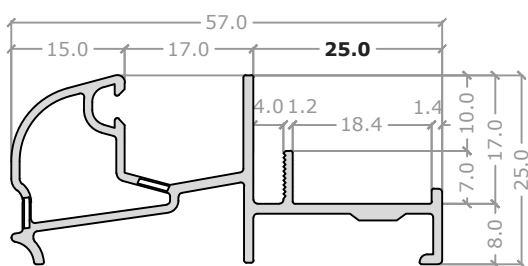
**POLIMERO**  
RVREXTP24

**VRTCT155062**  
Soglia-montante

**VITI**  
Per ferramenta



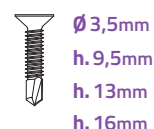
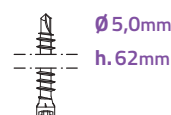
SA478



**POLIMERO**  
RVREXTP24

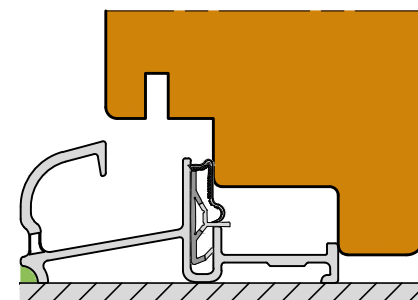
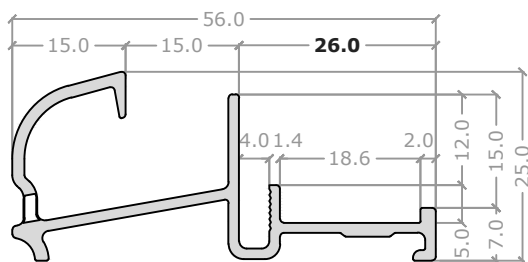
**VRTCT155062**  
Soglia-montante

**VITI**  
Per ferramenta



80

SA439



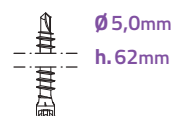
TR439



**POLIMERO**  
RVREXTP24

**VRTCT155062**  
Soglia-montante

**VITI**  
Per ferramenta

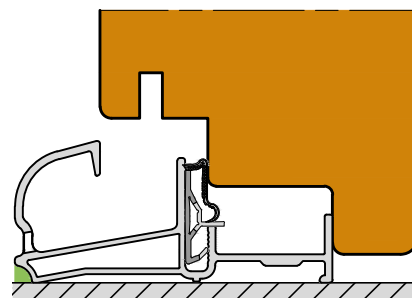
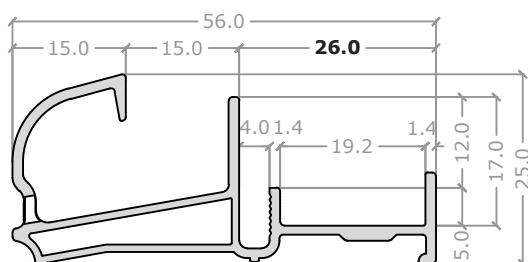




# Soglie fredde

Cold thresholds

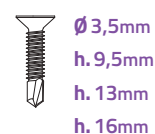
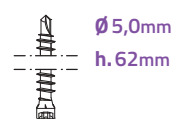
SA560



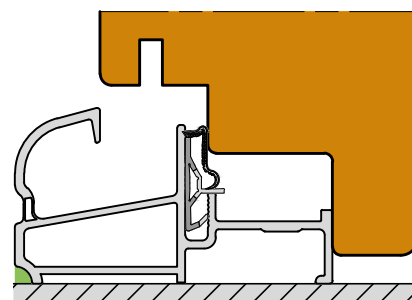
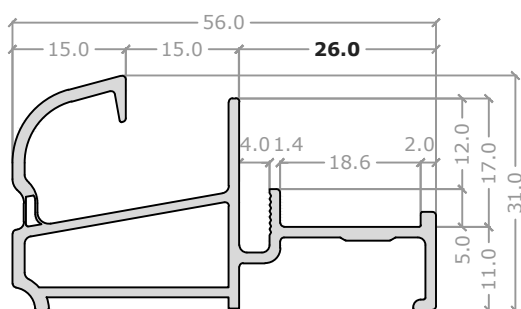
**POLIMERO**  
RVREXTP24

**VRTCT155062**  
Soglia-montante

**VITI**  
Per ferramenta



SA441



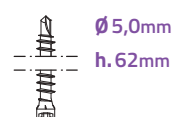
**TR441**



**POLIMERO**  
RVREXTP24

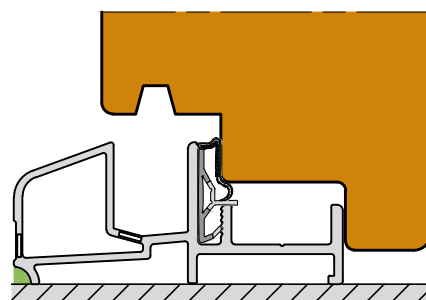
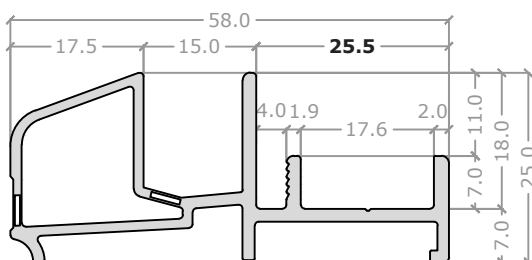
**VRTCT155062**  
Soglia-montante

**VITI**  
Per ferramenta




81

SA224



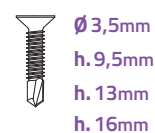
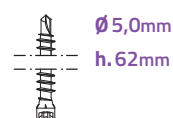
**TR224**



**POLIMERO**  
RVREXTP24

**VRTCT155062**  
Soglia-montante

**VITI**  
Per ferramenta





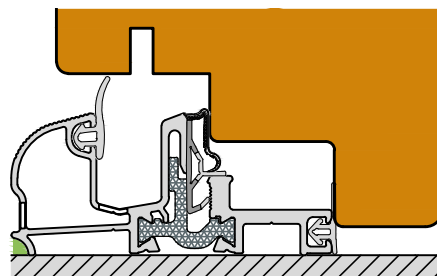
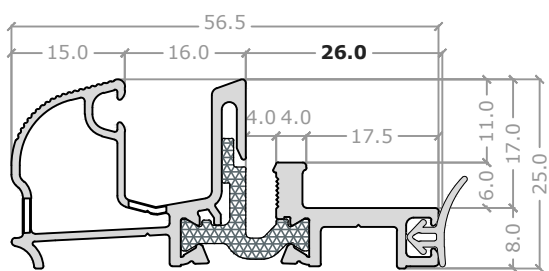
# Soglie termiche

## *Thermal thresholds*

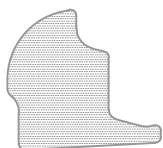
# Soglie termiche

Thermal thresholds

## ST590



TR590



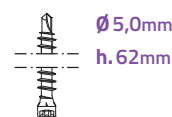
A913



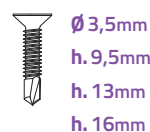
POLIMERO  
RVREXTP24



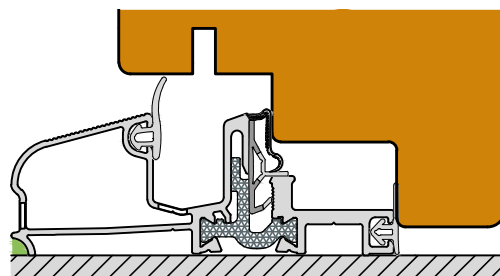
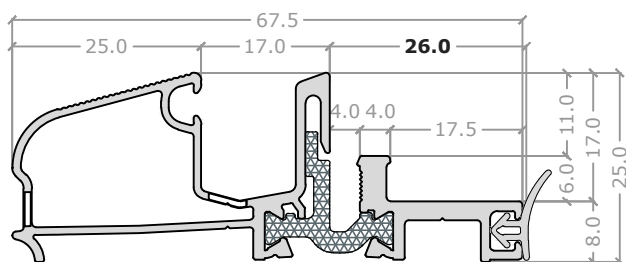
VRTCT155062  
Soglia-montante



VITI  
Per ferramenta



## ST604



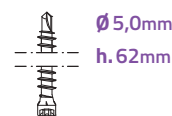
A913



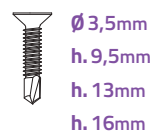
POLIMERO  
RVREXTP24



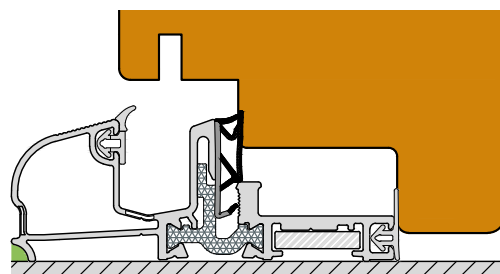
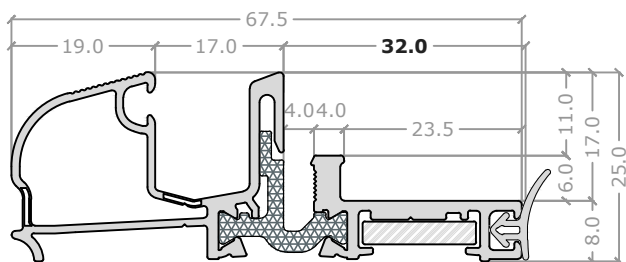
VRTCT155062  
Soglia-montante



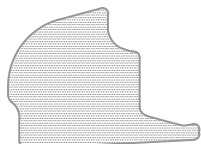
VITI  
Per ferramenta



## ST567



TR567



PI15X3 - Optional  
Barretta di rinforzo



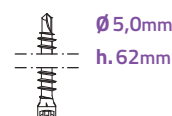
A913



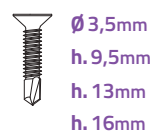
POLIMERO  
RVREXTP24



VRTCT155062  
Soglia-montante



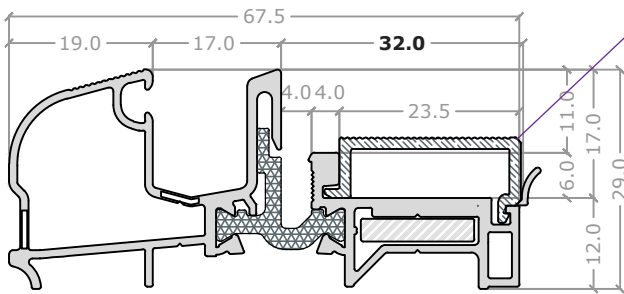
VITI  
Per ferramenta



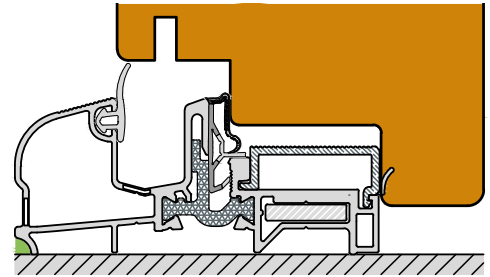
# Soglie termiche

Thermal thresholds

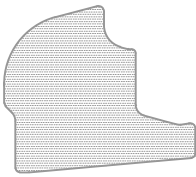
## ST569



Cover con  
guarnizione  
Optional



**TR569**



**PI15X3 - Optional**  
Barretta di rinforzo



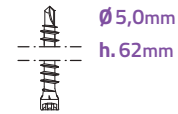
**A777**



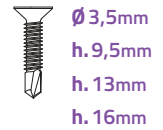
**POLIMERO**  
RVREXTP24



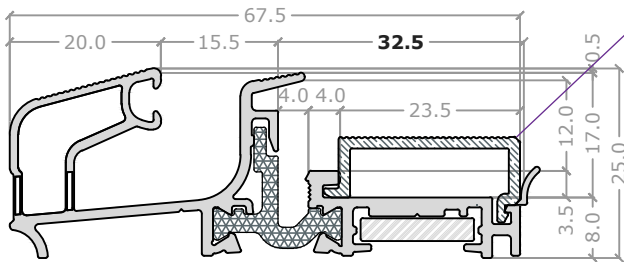
**VRTCT155062**  
Soglia-montante



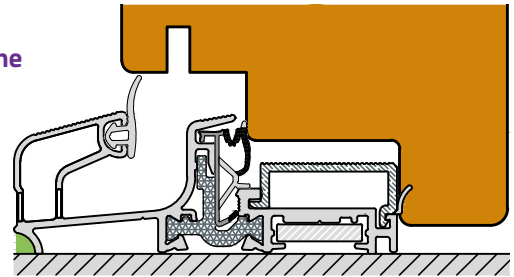
**VITI**  
Per ferramenta



## ST797



Cover con  
guarnizione  
Optional



**PI15X3 - Optional**  
Barretta di rinforzo



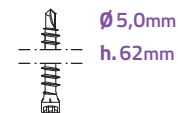
**A777**



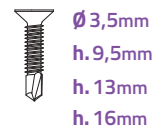
**POLIMERO**  
RVREXTP24



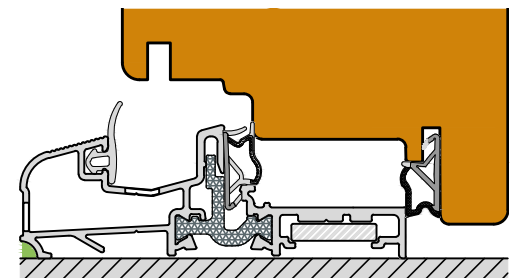
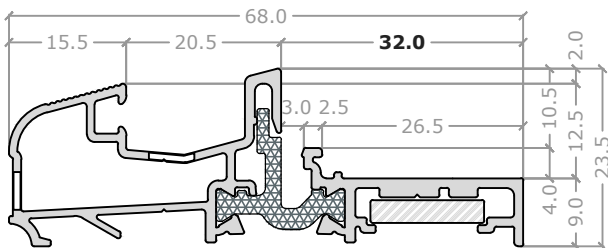
**VRTCT155062**  
Soglia-montante



**VITI**  
Per ferramenta



## ST626



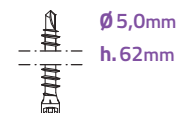
**PI15X3 - Optional**  
Barretta di rinforzo



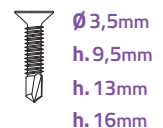
**POLIMERO**  
RVREXTP24



**VRTCT155062**  
Soglia-montante



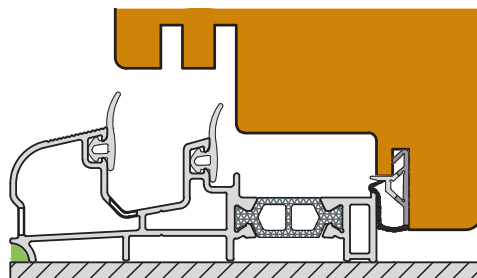
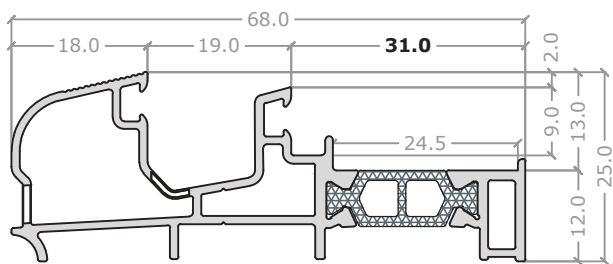
**VITI**  
Per ferramenta



# Soglie termiche

Thermal thresholds

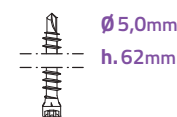
## ST346



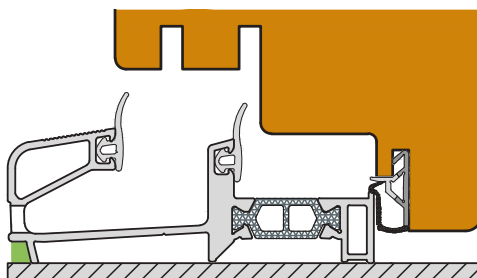
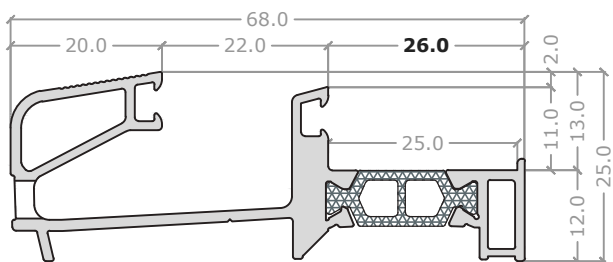
**POLIMERO**  
RVREXTP24

**VRTCT155062**  
Soglia-montante

**VITI**  
Per ferramenta



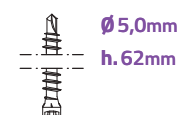
## ST366



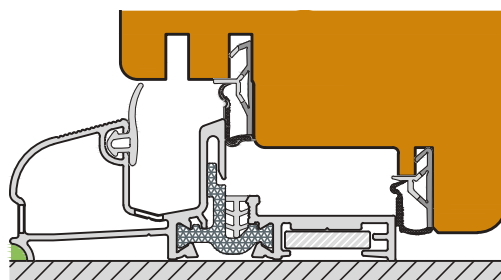
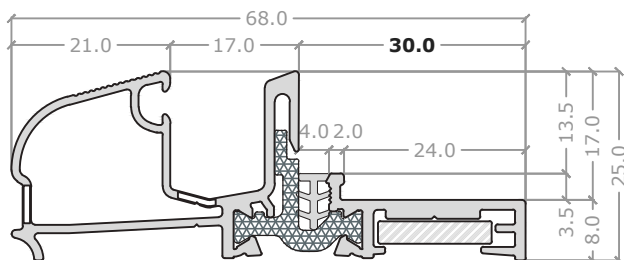
**POLIMERO**  
RVREXTP24

**VRTCT155062**  
Soglia-montante

**VITI**  
Per ferramenta



## ST726



**TR726**

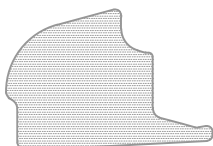
**A780**

**PI15X3 - Optional**  
Barretta di rinforzo

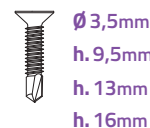
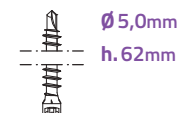
**POLIMERO**  
RVREXTP24

**VRTCT155062**  
Soglia-montante

**VITI**  
Per ferramenta



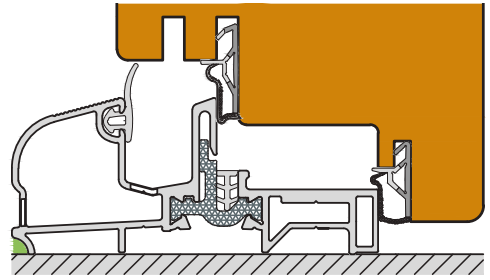
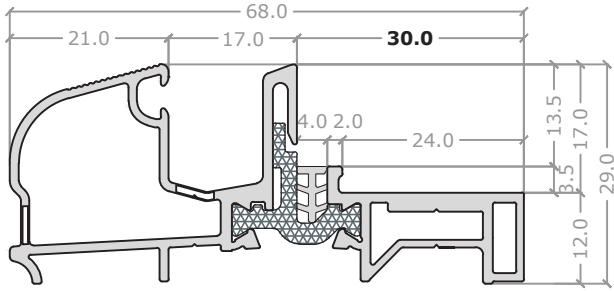
Premontata in  
cava soglia



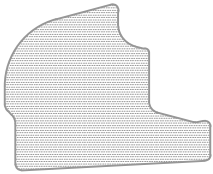
# Soglie termiche

Thermal thresholds

## ST587



TR587



A780

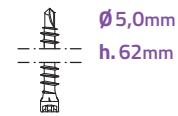


Premontata in cava soglia

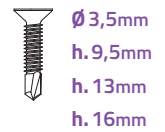
POLIMERO  
RVREXTP24



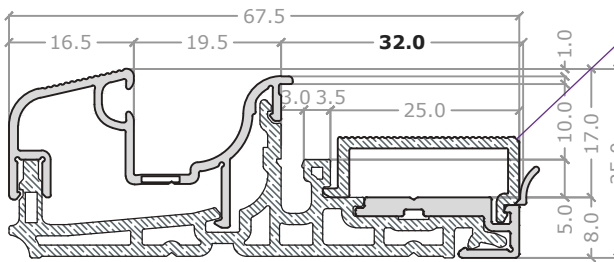
VRTCT155062  
Soglia-montante



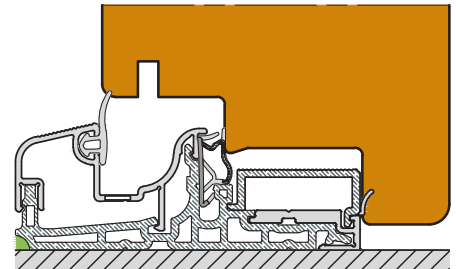
VITI  
Per ferramenta



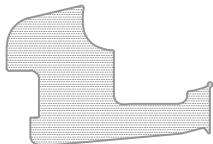
## ST570 ABS



Cover con  
guarnizione  
Optional



TR570



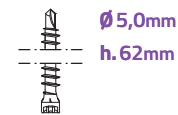
A777



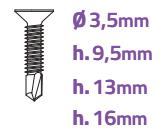
POLIMERO  
RVREXTP24



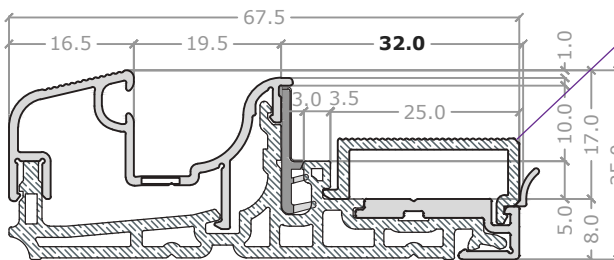
VRTCT155062  
Soglia-montante



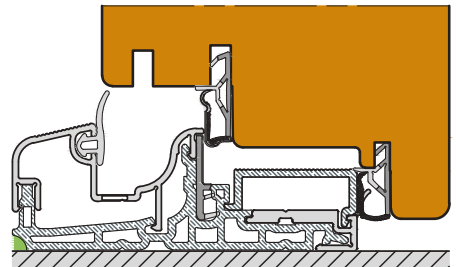
VITI  
Per ferramenta



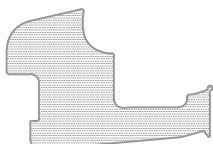
## ST635 ABS



Cover con  
guarnizione  
Optional



TR635



A782



Premontata in cava soglia

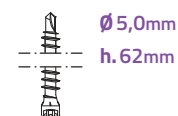
A777



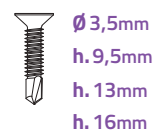
POLIMERO  
RVREXTP24



VRTCT155062  
Soglia-montante



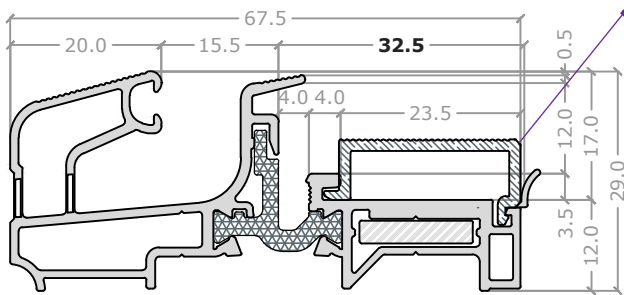
VITI  
Per ferramenta



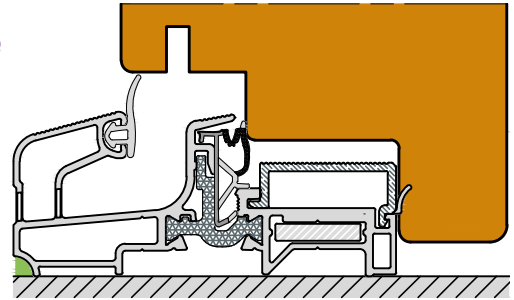
# Soglie termiche

## Thermal thresholds

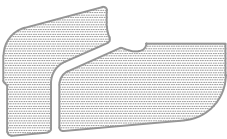
### ST779



Cover con  
guarnizione  
Optional



**TR779**



**PI15X3 - Optional**  
Barretta di rinforzo



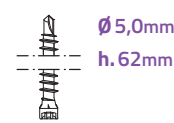
**A777**



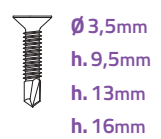
**POLIMERO**  
RVREXTP24



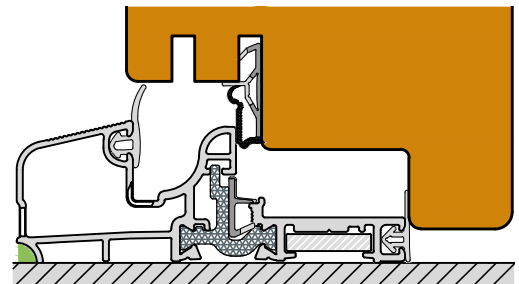
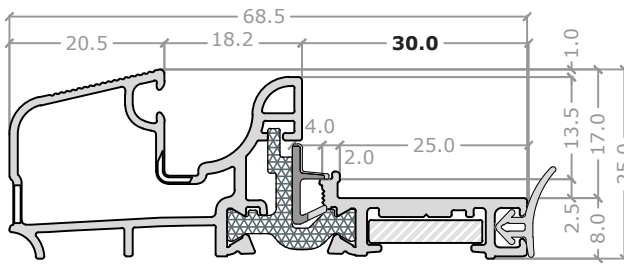
**VRTCT155062**  
Soglia-montante



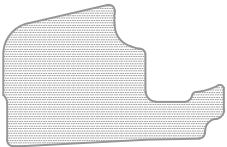
**VITI**  
Per ferramenta



### ST620



**TR620**



**A779** **PI15X3 - Optional**  
Barretta di rinforzo



Premontata in  
cava soglia

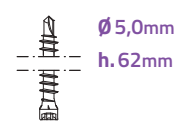
**A913**



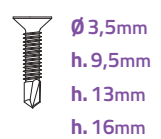
**POLIMERO**  
RVREXTP24



**VRTCT155062**  
Soglia-montante



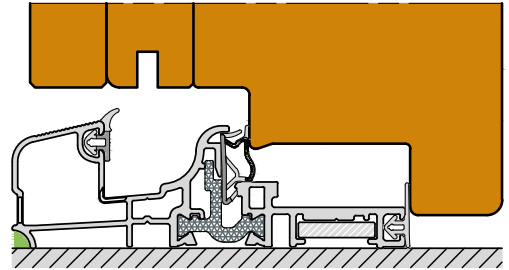
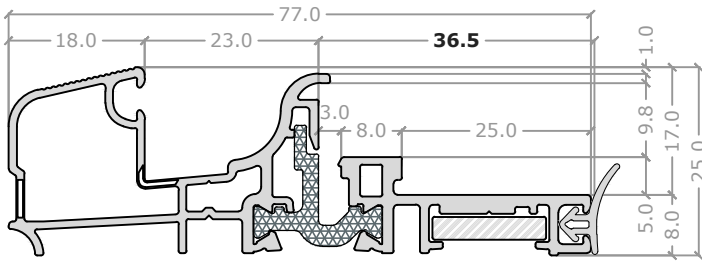
**VITI**  
Per ferramenta



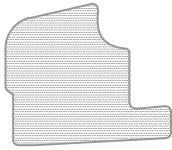
# Soglie termiche

Thermal thresholds

## ST632



**TR632**



**PI15X3 - Optional**  
Barretta di rinforzo



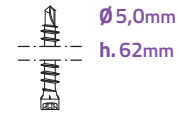
**A913**



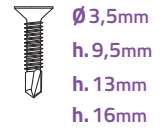
**POLIMERO**  
RVREXTP24



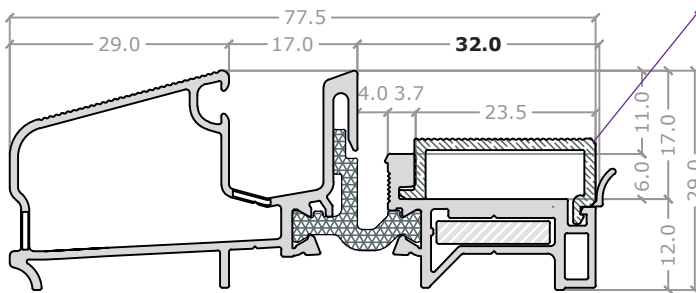
**VRTCT155062**  
Soglia-montante



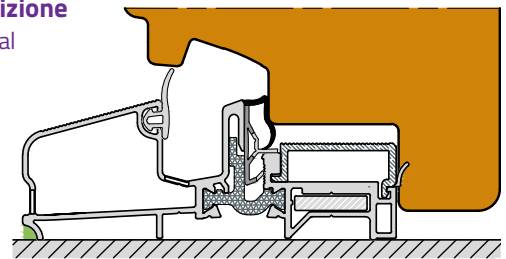
**VITI**  
Per ferramenta



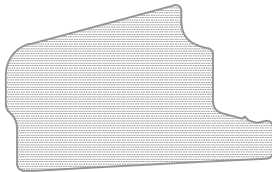
## ST608



Cover con  
guarnizione  
Optional



**TR608**



**PI15X3 - Optional**  
Barretta di rinforzo



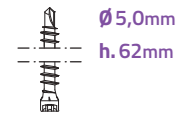
**A777**



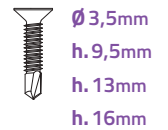
**POLIMERO**  
RVREXTP24



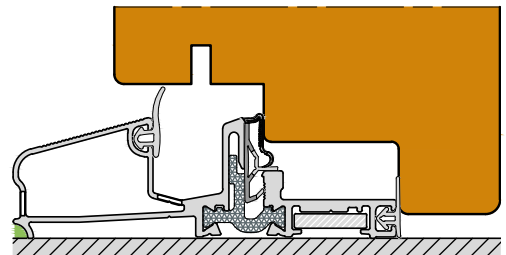
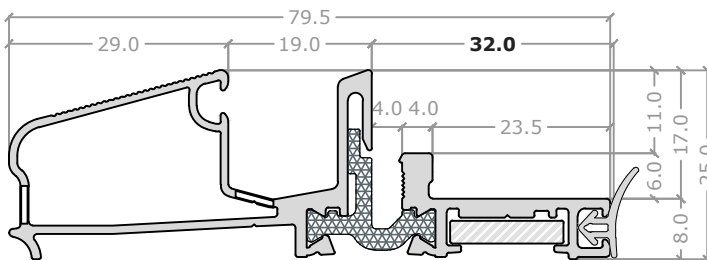
**VRTCT155062**  
Soglia-montante



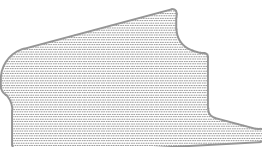
**VITI**  
Per ferramenta



## ST615



**TR615**



**PI15X3 - Optional**  
Barretta di rinforzo



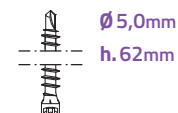
**A913**



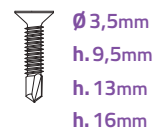
**POLIMERO**  
RVREXTP24



**VRTCT155062**  
Soglia-montante



**VITI**  
Per ferramenta

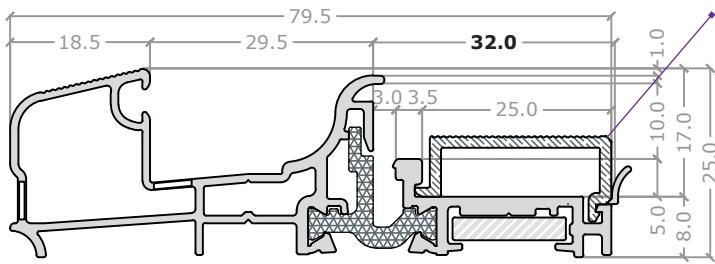




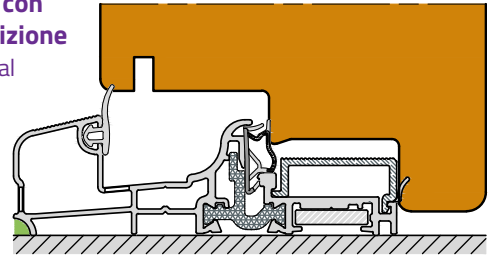
# Soglie termiche

Thermal thresholds

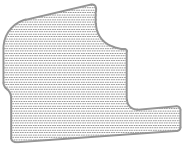
## ST571



Cover con  
guarnizione  
Optional



TR571



PI15X3 - Optional  
Barretta di rinforzo



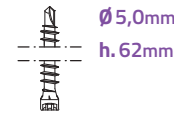
A777



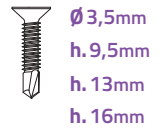
POLIMERO  
RVREXTP24



VRTCT155062  
Soglia-montante

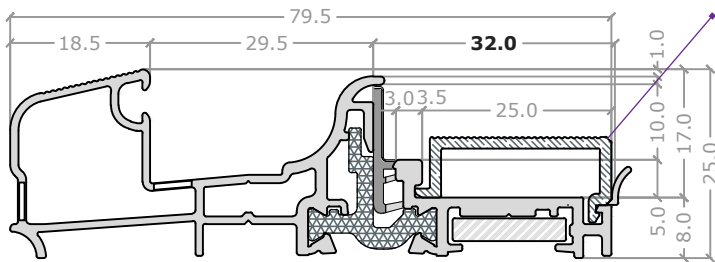


VITI  
Per ferramenta

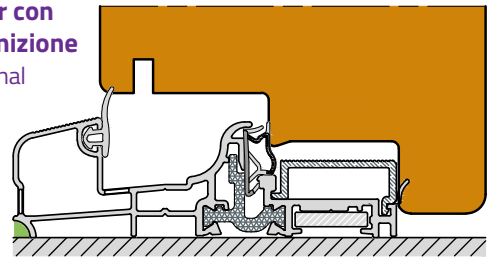


## ST636

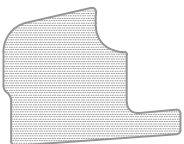
90



Cover con  
guarnizione  
Optional



TR636



A782 PI15X3 - Optional  
Barretta di rinforzo



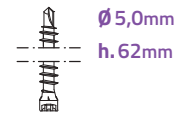
A777



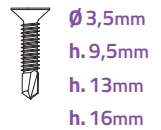
POLIMERO  
RVREXTP24



VRTCT155062  
Soglia-montante

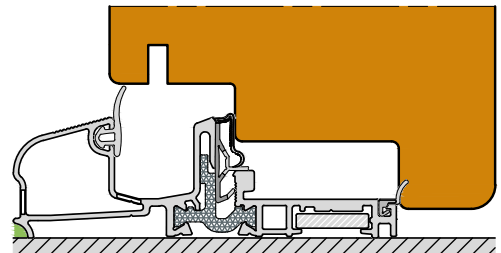
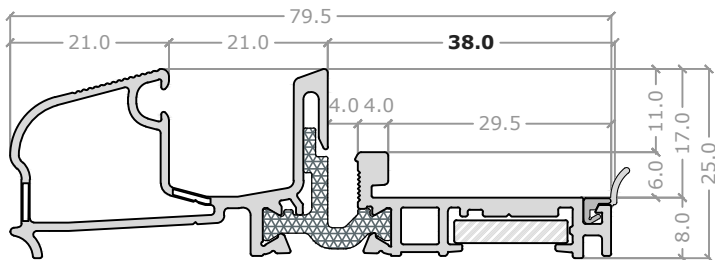


VITI  
Per ferramenta



Premontata  
in cava soglia

## ST606



PI15X3 - Optional  
Barretta di rinforzo



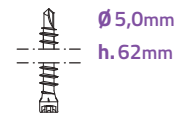
A777



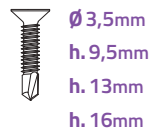
POLIMERO  
RVREXTP24



VRTCT155062  
Soglia-montante



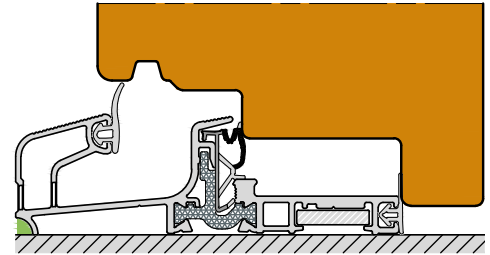
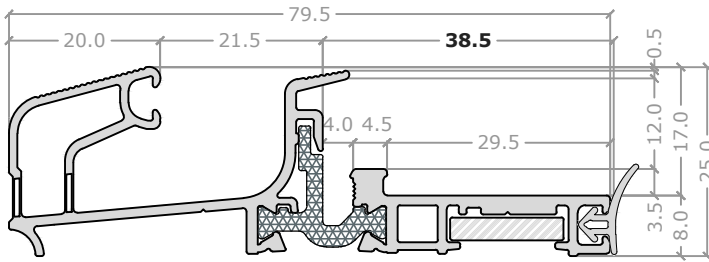
VITI  
Per ferramenta



# Soglie termiche

Thermal thresholds

## ST616



**PI15X3 - Optional**  
Barretta di rinforzo

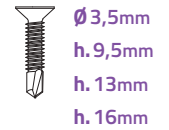
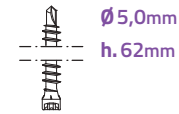
**A913**



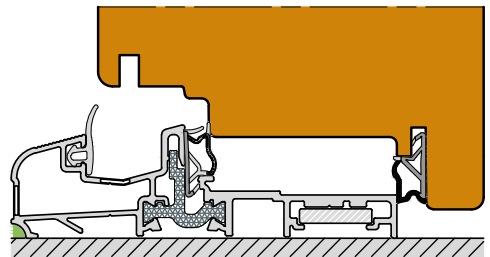
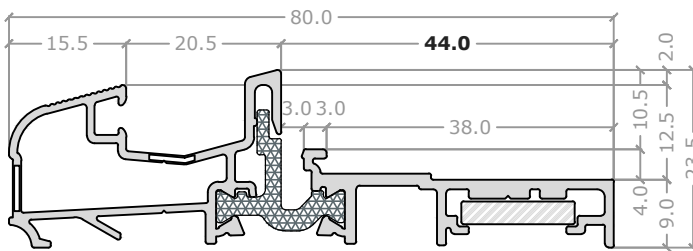
**POLIMERO**  
RVREXTP24

**VRTCT155062**  
Soglia-montante

**VITI**  
Per ferramenta



## ST630

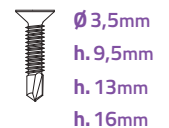
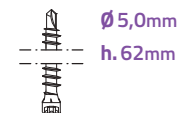


**PI15X3 - Optional**  
Barretta di rinforzo

**POLIMERO**  
RVREXTP24

**VRTCT155062**  
Soglia-montante

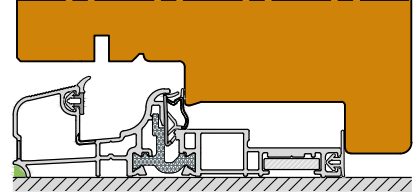
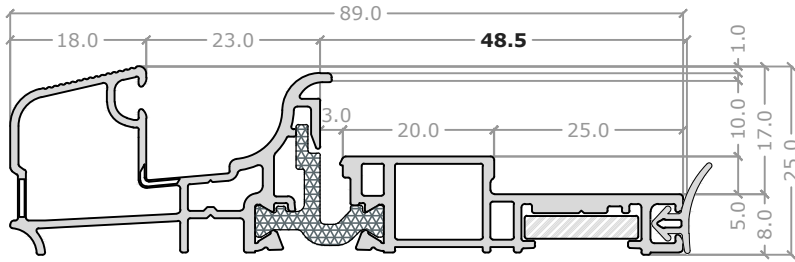
**VITI**  
Per ferramenta



# Soglie termiche

## Thermal thresholds

### ST633



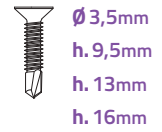
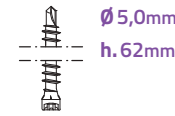
**PI15X3 - Optional**  
Barretta di rinforzo

**A913**

**POLIMERO**  
RVREXTP24

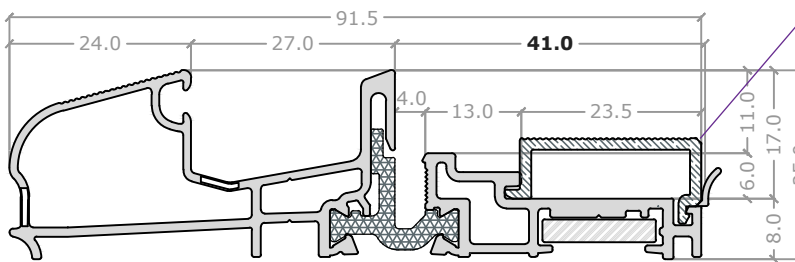
**VRTCT155062**  
Soglia-montante

**VITI**  
Per ferramenta

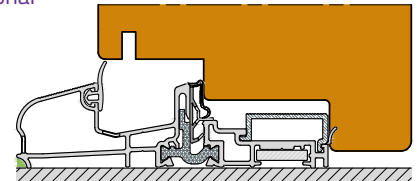


### ST578

92



**Cover con guarnizione**  
Optional



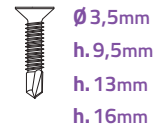
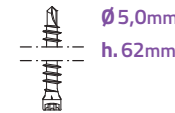
**PI15X3 - Optional**  
Barretta di rinforzo

**A777**

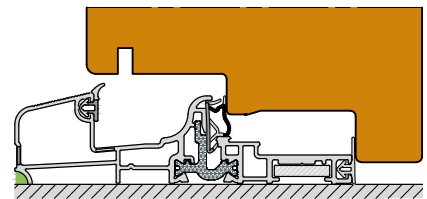
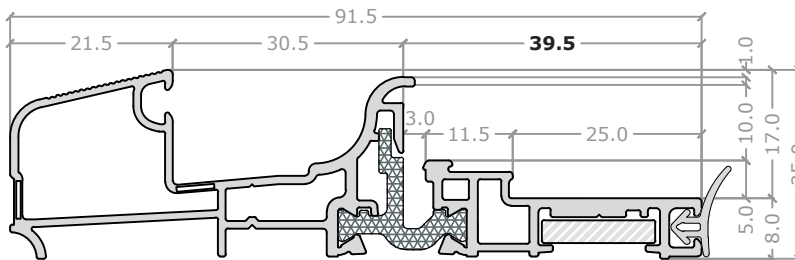
**POLIMERO**  
RVREXTP24

**VRTCT155062**  
Soglia-montante

**VITI**  
Per ferramenta



### ST621



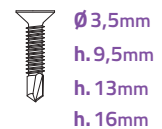
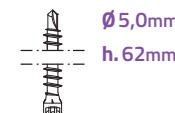
**PI15X3 - Optional**  
Barretta di rinforzo

**A913**

**POLIMERO**  
RVREXTP24

**VRTCT155062**  
Soglia-montante

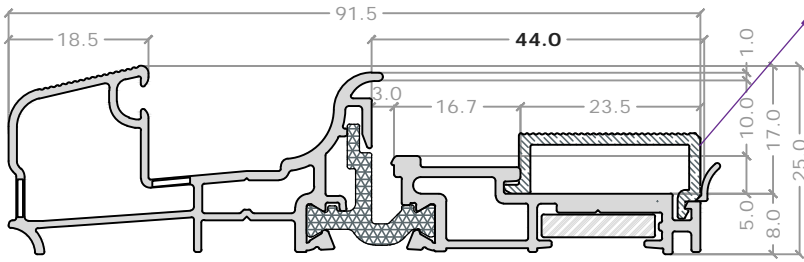
**VITI**  
Per ferramenta



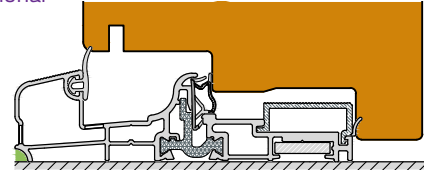
# Soglie termiche

Thermal thresholds

## ST577



Cover con  
guarnizione  
Optional



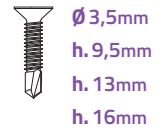
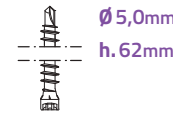
**PI15X3 - Optional**  
Barretta di rinforzo

**A777**

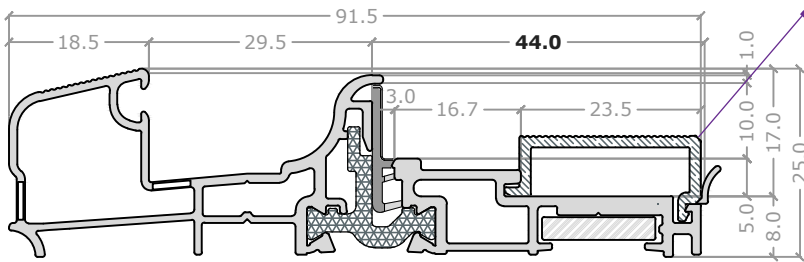
**POLIMERO**  
RVREXTP24

**VRTCT155062**  
Soglia-montante

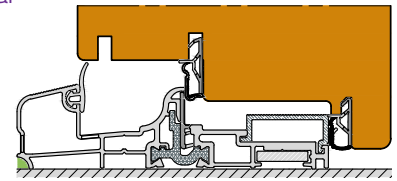
**VITI**  
Per ferramenta



## ST637



Cover con  
guarnizione  
Optional



**TR637**

**A782**

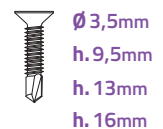
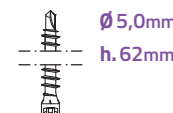

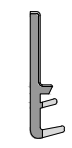
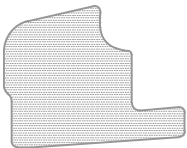
**PI15X3 - Optional**  
Barretta di rinforzo

**A777**

**POLIMERO**  
RVREXTP24

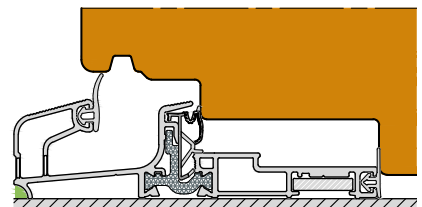
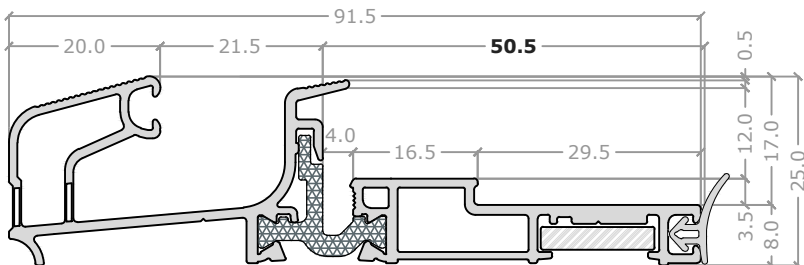
**VRTCT155062**  
Soglia-montante

**VITI**  
Per ferramenta



Premontata  
in cava soglia

## ST617



**TR617**

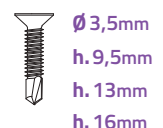
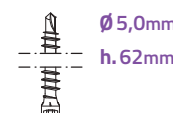
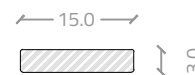
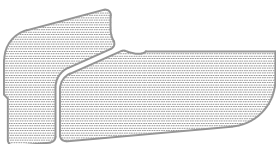
**PI15X3 - Optional**  
Barretta di rinforzo

**A913**

**POLIMERO**  
RVREXTP24

**VRTCT155062**  
Soglia-montante

**VITI**  
Per ferramenta



# Componenti per soglie

*Accessories for thresholds*

## Linea viti

Le viti autoforanti per caratteristiche e dimensione, permettono di fissare ferramenta a scomparsa e riscontri senza preforo rimanendo nello spessore della soglia.

### VRTPST153519

Per ferramenta

Ø 3,5mm  
h. 19mm



### VRTPST153516

Per ferramenta

Ø 3,5mm  
h. 16mm



### VRTCT155062

Soglia-montante

Ø 5,0mm  
h. 62mm



### VRTPST153513

Per ferramenta

Ø 3,5mm  
h. 13mm



### VRTPSPH23595

Per ferramenta

Ø 3,5mm  
h. 9,5mm



### VRPOINSD5

Porta inserti



### VRINST1550

Inserto T15



### VRINST15HD25


Inserto T15



## Optional

### PI15X3

Barretta di rinforzo



### RVRCVR01

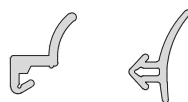
Optional



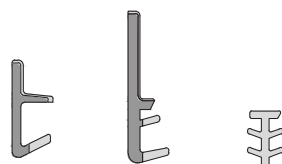
## Guarnizioni

*Premontate sulla soglia*

**A777 A913**



**A779 A782 A780**



## EST-Polimero

### RVREXTP24



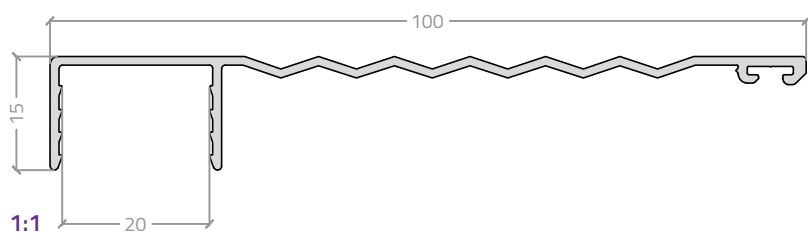
# Falsi telai

## *Sub frames*

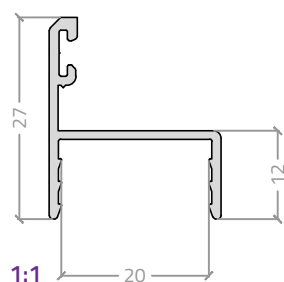
# Falsi telai

## Sub frames

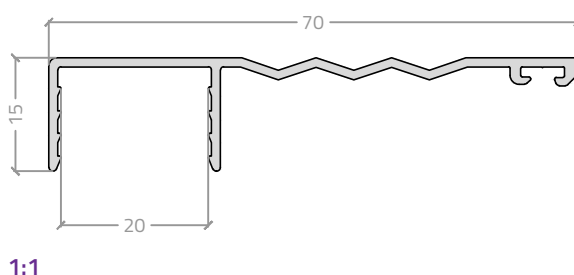
FT931



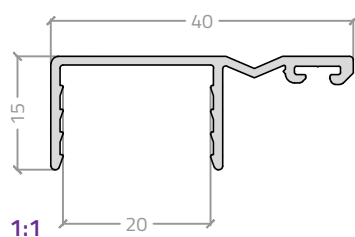
FT932



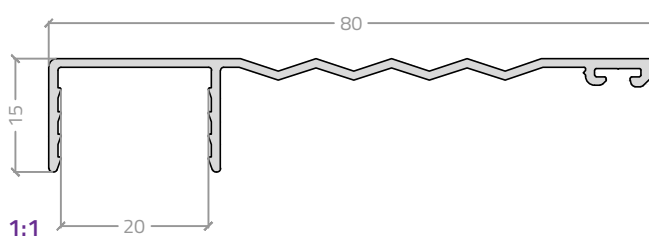
FT937



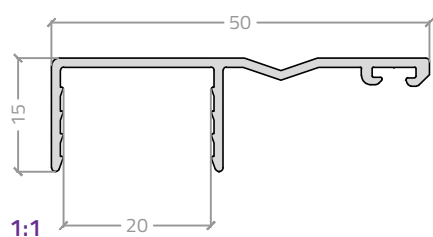
FT934



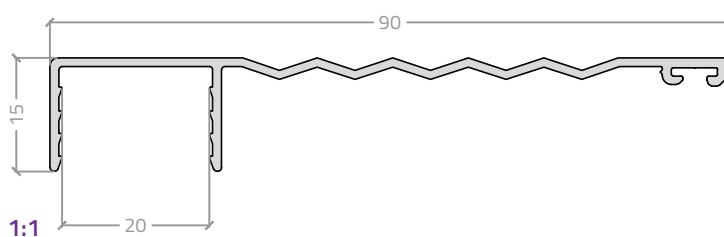
FT938



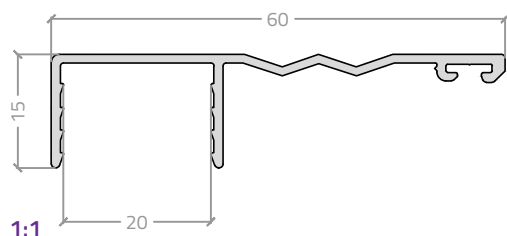
FT935



FT939



FT936



## Accessorio



FT851

Squadretta di allineamento per giunzione angolare falsi telai

# Tabella colori Gocciolatoi e Soglie\*


Colorways for dripstones and thresholds

## Colori alluminio


Grezzo



Argento




Nero




Bianco 9010



Bronzo Chiaro



Bronzo Medio



Bronzo Scuro



97

## Abbinamento colori Soglie - Taglio termico



Grezzo

Argento

Nero

Bianco 9010



Bronzo Chiaro + Nero

Bronzo Medio + Nero

Bronzo Scuro + Nero

## Colori Taglio termico

PA Nero



570 ABS

635 ABS



- \* Soglie fredde disponibili solo monocolore
- \* La tabella colori riportata è da considerarsi **approssimativa**, causa la differenza della rappresentazione a video o su carta. È pertanto indispensabile fare riferimento alla mazzetta colori Roverplastik originale.
- \* Colori personalizzati disponibili su richiesta